



KÜSCHALL 2013



Küschall is well-known for being at the cutting-edge of manual active wheelchair production, creating design-led models that combine superior driving performance with revolutionary functionality and striking, contemporary aesthetics. Since 1978 and thanks to its founder **Rainer Küschall**, himself tetraplegic, **küschall** has developed several new solutions that have improved the quality of life for thousands of people. With a range of seven active wheelchairs of both foldable and rigid types, we hope you will find the product that meets your needs and expectations.



CONTENT

KÜSCHALL K-SERIES	4
KÜSCHALL CHAMPION	6
KÜSCHALL ULTRA-LIGHT	8
KÜSCHALL COMPACT	10
COMPARISON TABLE	12
COLOURS	14
ADDITIONAL INFO	16
CONTACTS	17



Discover the very latest information about **küschall** and its products on the **küschall** website: www.kuschall.com

küschall[®]
designed for life

KÜSCHALL K-SERIES















A „NO LIMITS“ RANGE WITH PERSONALITY AT THE HEART OF ITS DESIGN.

The **küschall K-Series** represents a breakthrough in innovative wheelchair design, suitable for highly active users who demand aesthetic appeal together with exceptional strength and performance. Available within a range of materials, including aluminum, titanium and carbon, the **küschall K-Series** boasts a 'No Limits' approach, offering dynamic frames that can withstand the rigors of everyday use, suitable for even the most extreme users. Versatile and configurable to suit a wide range of personal requirements, the **küschall K-Series** is for anyone, of any age who demands effortless mobility combined with great style.



TECHNICAL DATA

 <p>Seat width: 340 – 480 mm in increments of 20 mm</p>	 <p>Seat depth: Al 375 – 525 mm Ti C 375 – 450 mm in increments of 25 mm</p>	 <p>Seat height: Al front: 450 – 520 mm Ti C front: 480 – 520 mm rear: 380 – 490 mm in increments of 10 mm</p>	 <p>Backrest height: 270 – 480 mm in increments of 15 mm</p>
 <p>Knee-to-heel length: 290 - 480 mm in increments of 10 mm</p>	 <p>Center of gravity: 80 mm/ 95 mm/ 110 mm/ 125 mm/ 140 mm</p>	 <p>Backrest angle: 74°/78°/82°/ 86°/90°</p>	 <p>Total width: SW + 170 mm</p>
 <p>Total length: 75°: approx. 830 mm 90°: approx. 760 mm *</p>	 <p>Total weight unloaded: Al Ti approx. 7.7 kg C approx. 7.5 kg</p>	 <p>Transport weight w/out rear wheels: Al Ti approx. 5.4 kg C approx. 5.2 kg</p>	 <p>Max. user weight: 120 kg</p>



Crash Test approved

Al = küschall K-Series Aluminium

Ti = küschall K-Series Titanium

C = küschall K-Series Carbon

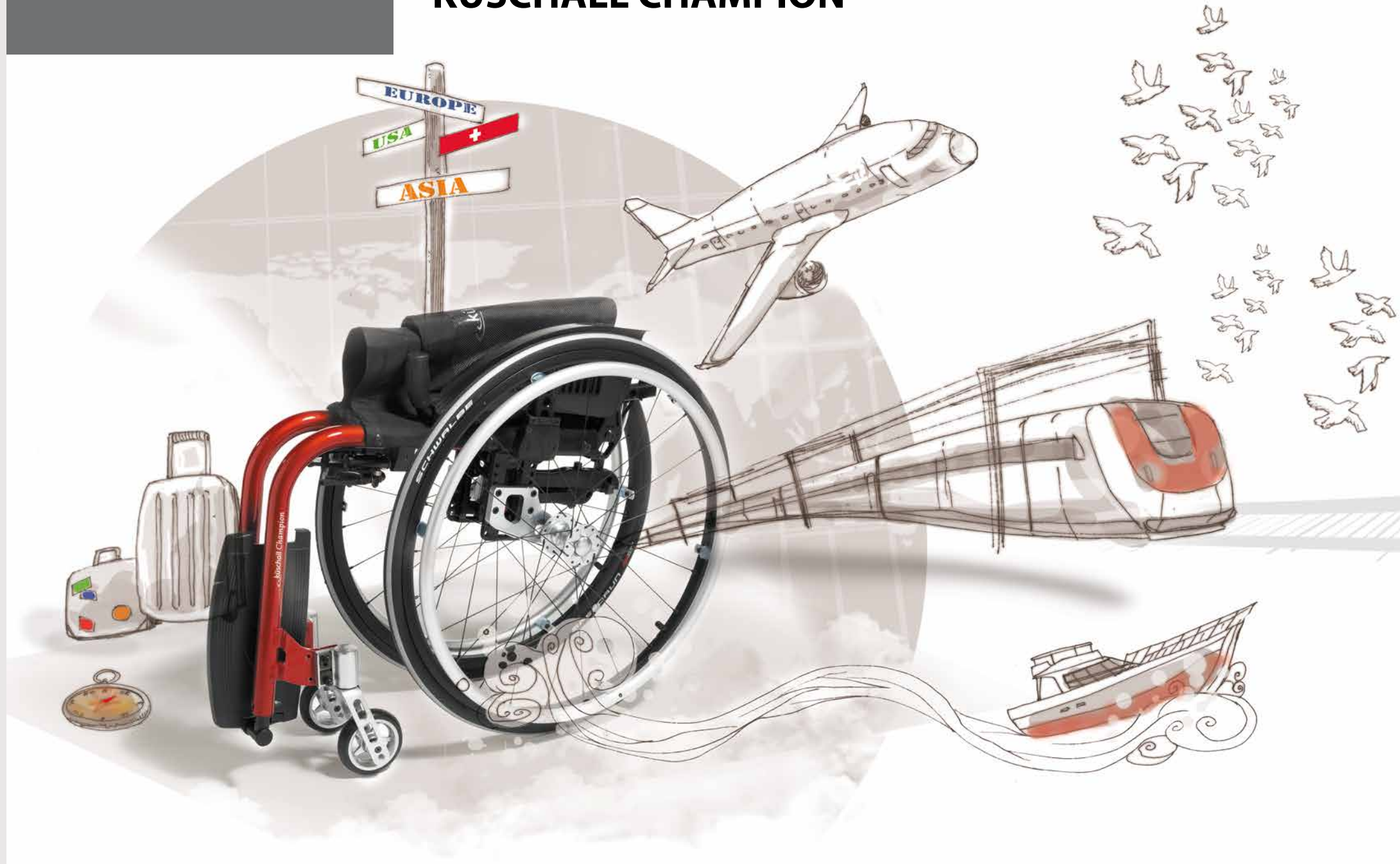
* not for Carbon



The **küschall K-Series** is crash tested and therefore can be used as a seat in a vehicle (rules and instructions in the user manual).

küschall®
designed for life

KÜSCHALL CHAMPION















LIVE WITHOUT BOUNDARIES.

The **küschall Champion** provides users with the very best aspects of a rigid wheelchair, combined with the mobility of a foldable wheelchair. The revolutionary folding system is based on a scissor mechanism which has made it unique in the world of active wheelchairs. Available in three different materials and with many options, the **küschall Champion** offers almost unlimited ways to personalize your wheelchair. Its lightness in design combined with its ease of transportation make the **küschall Champion** the perfect travel companion.



TECHNICAL DATA

 <p>Seat width: 360 – 460 mm in increments of 20 mm</p>	 <p>Seat depth: AI Ti 340 – 460 mm C 400 – 460 mm in increments of 20 mm</p>	 <p>Seat height: front: 450 – 540 mm rear: 390 – 490 mm in increments of 10 mm</p>	 <p>Backrest height: 300– 465 mm in increments of 15 mm</p>
 <p>Knee-to-heel length: AI 220 - 500 mm Ti 360 - 500 mm C 300 - 340 mm and 400 - 500 mm in increments of 10 mm</p>	 <p>Backrest angle: 79°/83.5°/88°/ 92.5°/97°</p>	 <p>Total width: SW + 170 mm</p>	 <p>Total width folded: approx. 300 mm</p>
 <p>Total length: AI Ti 75°: approx. 860 mm AI Ti 90°: approx. 810 mm C 85°: approx. 840 mm</p>	 <p>Total weight unloaded: AI approx. 10.7 kg Ti C approx. 10.1 kg</p>	 <p>Transport weight w/out rear wheels: AI approx. 7.7 kg Ti C approx. 7.1 kg</p>	 <p>Max. user weight: 120 kg</p>

AI = küschall Champion Aluminium **Ti** = küschall Champion Titanium **C** = küschall Champion Carbon



The unique folding mechanism of the **küschall Champion** has more than 25 years of experience.


küschall®
designed for life

KÜSCHALL ULTRA-LIGHT





GO ANYWHERE. DO ANYTHING.


The **küschall Ultra-Light** is a light and compact wheelchair designed to suit an active lifestyle, offering both high mobility and independence. The "one-finger" folding system allows those with reduced strength and/or hand function to fold the wheelchair without having to apply unnecessary force. The **küschall Ultra-Light** has an optional foldable backrest. Combined with the lightness of the wheelchair, this makes it easy to handle, move and transport. The design, driving performance as well as maneuverability have been created to suit the active daily life of the **küschall Ultra-Light** user. The **küschall Ultra-Light** is a foldable wheelchair designed for high performance.





TECHNICAL DATA


- 


Seat width:
280 – 500 mm
in increments of 20 mm
- 


Seat depth:
320 – 500 mm
in increments of 20 mm
- 


Seat height:
front: 430 – 530 mm
rear: 390 – 500 mm
in increments of 10 mm
- 


Backrest height:
300 – 510 mm
in increments of 15 mm
- 


Knee-to-heel length:
200 - 510 mm
in increments of 10 mm
- 


Backrest angle:
82°/86°/90°/
94°/98°/102°
- 

Total width:
SW + 180 mm
- 

Total width folded:
approx. 290 mm
- 

Total length:
70°: approx. 880 mm
80°: approx. 830 mm
- 

Total weight unloaded:
approx. 9.9 kg
- 

Transport weight w/out rear wheels:
approx. 7.5 kg
- 

Max. user weight:
130 kg



Special cross brace design for easy folding and better transportability.

küschall[®]
designed for life

KÜSCHALL COMPACT




FOLDABLE. FUNCTIONAL. COMPACT.


The **küschall Compact** is a wheelchair made for active users who require a higher level of configurability and support. Like the **küschall Ultra-Light**, the **küschall Compact** is equipped with the innovative one-finger folding mechanism and the optional folding backrest. The **küschall Compact** is an "easy to use" wheelchair adapted to suit users with reduced strength.


The wide range of adjustment and configuration possibilities make the **küschall Compact** a functional and reliable wheelchair, and it can also be adapted for hemiplegians.





TECHNICAL DATA


- 


Seat width:
280 – 500 mm
in increments of 20 mm
- 


Seat depth:
320 – 500 mm
in increments of 20 mm
- 


Seat height:
front: 380 - 530 mm
rear: 380 - 500 mm
in increments of 10 mm
- 


Backrest height:
300 - 510 mm
in increments of 15 mm
- 


Knee-to-heel length:
210 - 510 mm
in increments of 10 mm
- 


Backrest angle:
82°/86°/90°/
94°/98°/102°
- 

Total width:
SW + 180 mm
- 

Total width folded:
approx. 290 mm
- 

Total length:
70°: approx. 940 mm
80°: approx. 890 mm
90°: approx. 840 mm
- 

Total weight unloaded:
approx. 11 kg
- 

Transport weight w/out rear wheels:
approx. 8.3 kg
- 

Max. user weight:
130 kg



On the **küschall Compact**, three different swing away legrests are available: 70°/80°/90°.

COMPARISON TABLE



Model	Küschall K-Series	Küschall Champion
Description	A „no limits“ range	Live without boundaries
Characteristics	Rigid wheelchair	Foldable wheelchair
Max. user weight	120 kg	120 kg
Total weight (unloaded)	Al Ti approx. 7.7 kg C approx. 7.5 kg	Al approx. 10.7 kg Ti C approx. 10.1 kg
Transport weight (w/out rear wheels)	Al Ti approx. 5.4 kg C approx. 5.2 kg	Al approx. 7.7 kg Ti C approx. 7.1 kg
Total length (UL43)	75°: approx. 830 mm 90°: approx. 760 mm*	Al Ti 75°: approx. 860 mm Al Ti 90°: approx. 810 mm C 85°: approx. 840 mm
Total width (Depending on options)	SW + 170 mm	SW + 170 mm
Total width folded	N/A	approx. 300 mm
Seat width	340 - 480 mm (in increments of 20 mm)	360 - 460 mm (in increments of 20 mm)
Seat depth	Al 375 - 525 mm Ti C 375 - 450 mm (in increments of 25 mm)	Al Ti 340 - 460 mm C 400 - 460 mm (in increments of 20 mm)
Seat height	Al front: 450 - 520 mm Ti C front: 480 - 520 mm rear: 380 - 490 mm (in increments of 10 mm)	front: 450 - 540 mm rear: 390 - 490 mm (in increments of 10 mm)
Knee-to-heel length	290 - 480 mm (in increments of 10 mm)	Al Ti 220 - 500 mm C 300 - 340 mm and 400 - 500 mm (in increments of 10 mm)
Backrest height	270 - 480 mm (in increments of 15 mm)	300 - 465 mm (in increments of 15 mm)
Backrest angle	74°/78°/82°/86°/90°	79°/83.5°/88°/92.5°/97°

All measurements and weights indicated are based on seat width 400 mm and seat depth 400 mm in the lightest and most compact configuration possible. Weight and measurements can change with the different configurations.

Al = Aluminium

Ti = Titanium

C = Carbon

* not for Carbon



Küschall Ultra-Light



Küschall Compact

Model	Küschall Ultra-Light	Küschall Compact
Description	Go anywhere. Do anything.	Foldable. Functional. Compact.
Characteristics	Foldable wheelchair	Foldable wheelchair
Max. user weight	130 kg	130 kg
Total weight (unloaded)	approx. 9.9 kg	approx. 11.0 kg
Transport weight (w/out rear wheels)	approx. 7.5 kg	approx. 8.3 kg
Total length (UL43)	70°: approx. 880 mm 80°: approx. 830 mm	70°: approx. 940 mm 80°: approx. 890 mm 90°: approx. 840 mm
Total width (Depending on options)	SW + 180 mm	SW + 180 mm
Total width folded	approx. 290 mm	approx. 290 mm
Seat width	280 - 500 mm (in increments of 20 mm)	280 - 500 mm (in increments of 20 mm)
Seat depth	320 - 500 mm (in increments of 20 mm)	320 - 500 mm (in increments of 20 mm)
Seat height	front: 430 - 530 mm rear: 390 - 500 mm (in increments of 10 mm)	front: 380 - 530 mm rear: 380 - 500 mm (in increments of 10 mm)
Knee-to-heel length	200 - 510 mm (in increments of 10 mm)	210 - 510 mm (in increments of 10 mm)
Backrest height	300 - 510 mm (in increments of 15 mm)	300 - 510 mm (in increments of 15 mm)
Backrest angle	82°/86°/90°/94°/98°/102°	82°/86°/90°/94°/98°/102°

Discover all the options available for each **küschall** wheelchair in the portfolios on the **küschall** website. You can also get a clear idea of the weight of your desired wheelchair.

COLOURS



Glossy black



Royal blue




Royal red




Silver grey



Mirror natural




Night shimmer




Black matt



Ivory white



Umber glaze



Smokey grey



Purple fire



Flashy yellow



Black grey rustico




Golden beach

Colour	K-Series	Champion	Ultra-Light	Compact
Glossy black	✓	✓	✓	✓
Royal blue	✓	✓	✓	✓
Royal red	✓	✓	✓	✓
Silver grey	✓	✓	✓	✓
Mirror natural	✓	✓	-	-
Night shimmer	✓	✓	✓	✓
Black matt	✓	✓	✓	✓
Ivory white	✓	✓	✓	✓
Umber glaze	✓	✓	✓	✓
Smokey grey	✓	✓	✓	✓
Purple fire	✓	✓	✓	✓
Flashy yellow	✓	✓	✓	✓
Black grey rustico	✓	✓	✓	✓
Golden beach	✓	✓	✓	✓

✓ = available
- = not available

CPS (COLOUR POWER SET)




Techno-anthracite



B-Blue



Comet red



Copper glaze



Arctic blue



Chrome

CPS	K-Series	Champion	Ultra-Light	Compact
Techno-anthracite	✓	✓	✓	✓
B-Blue	✓	✓	✓	✓
Comet red	✓	✓	✓	✓
Copper glaze	✓	✓	✓	✓
Arctic blue	✓	✓	✓	✓
Chrome	✓	✓	✓	✓

CPS concerns following parts of the wheelchair:
 Starec hubs; 22" and 24" Starec rear wheel rims;
 Forks; Castor housing caps; Front seat module
 caps; Back angle joints; Quick release axle caps
 for Starec hubs and starec front wheels.



ADDITIONAL INFO



SPECIAL CONSTRUCTIONS

Did you know that **küschall** offers specials – the customization of a wheelchair – across the entire **küschall**[®] product range? Whether you want a personalized frame colour or require individualized options and wheelchair constructions, **küschall** is equipped to cater for your exact needs.



COMPATIBLE WITH ALBER ADD-ON SOLUTIONS

Küschall wheelchairs are compatible with some add-on solutions (e.g. e-motion) from Alber. The e-motion is a powered assisted wheel mounted in place of the manual wheel, and assists you in movements that require power and effort.



COMPATIBLE WITH MATRX FIXED BACKREST SYSTEMS

Küschall wheelchairs are compatible with Matrix fixed backrest systems from Motion Concepts. With a large variety of backrest models, Matrix provides seating solutions which optimize comfort and support for a wide range of user needs.

For more information please contact your local küschall provider or visit: www.alber.de / www.motionconcepts.com

CONTACTS & LEGAL INFO

Küschall AG | Benkenstrasse 260 | CH-4108 Witterswil | Switzerland
Phone +41 (0) 61 487 70 70 | Fax +41 (0) 61 487 70 79 | www.kuschall.com

United Kingdom: Invacare Ltd. | Pencoed Technology Park, Pencoed, Bridgend CF35 5AQ
Phone +44 (0) 1656 776222 | Fax +44 (0) 1656 776220 | www.invacare.co.uk

Ireland: Invacare Ltd. | Unit 5, Seatown Business Campus | Seatown Road | Swords, Co. Dublin
Phone +353 (0)1 810 7084 | Fax +353 (0)1 810 7085 | www.invacare.ie

küschall® is a registered trademark. Every effort has been made to ensure that the contents of this publication are fully up-to-date at the time of going to print. As part of its ongoing improvement of products, **Küschall AG** reserves the right to modify existing models at any time. Any use of this publication or of parts thereof as well as any reproduction of images must have the written consent of **Küschall AG**.

Patents pending



